

OUTDOOR SENSORS

Mini Sensor & Smart Box



Sensors so small you can hide them.
Perfect for entrances where looks count.



500 watt Switching Capacity or 180 watts with

180° Detection Pattern

Smart Box includes oversize wall plate. Fits single gang cast boxes.

Can be wired in parallel

Surge Protected

Protected Manual Override with Auto Reset after 8 hours

Miniature size


Quick installation with 5 second test time and Auto Test Logic

Easy adjustment controls on sensor bottom

Color Matched Vandal Resistant Lens


LED "On Guard" Indicator

5 Year Warranty



Smart Box controls 500 watts of front door lighting.
(Hint: Look on the wall to the left of the door.)

Here's How



Off-
During Daylight

Glow-
Good NightLight
glows at 20% lamp
wattage from
Dusk-to-Dawn

Bright-
100% Bright security
light when motion
occurs

Product Information

Sensor

Relay On/Off Model:
500 watts Incandescent or
250 watts Fluorescent

Good NightLight Hi/Lo Model:
180 watts max Incandescent

Info Online 24/7

www.rabweb.com
Wiring Diagrams
Installation Instructions
Product Specifications

Specifications

UL Listing:

Suitable for wet locations

Switching Capacity:

Relay On/Off Model:
500 watts Incandescent or
250 watts Fluorescent @ 120 volts

Good NightLight Model:

180 watt Incandescent @ 120V.
Runs at 20% lamp wattage
from dusk to dawn. Brightens to
full wattage upon detection.

Voltage:

120 volts AC, 60Hz

Detection Zone:

Full 180 degrees by 30'

Quick Test Time:

5 second test time for fast
installation. Works day or night.

"No Hands" Auto Testing:

Auto mode starts after 4 minutes of
testing. No adjustment needed.

Time Adjustment:

5 seconds to 15 minutes

Vandal Resistant Lens:

Hard lens resists vandalism

Surge Protection:

Withstands up to 3000 volts

Case Construction:

Precision molded Lexan®

Photoelectric Control:

Deactivates lights during daylight.
Fully adjustable for 24 hour
operation or custom applications.

Manual Override:

Double flip wall switch logic prevents acti-
vation by short power outages. Resets
after 8 hours. No extra wiring needed.

Built for Severe Conditions:

Double weatherproofing for long life.

LED Detection Indicator:

Glows red day and night for "on-guard"
deterrence.

RF Immunity:

Circuits fully shielded for maximum radio
frequency immunity.

Patents:

RAB sensor and fixture designs are
protected under U.S. and international
intellectual property laws.

Good Night Light Mini Sensor

Tiny 180° Hi/Lo sensor! Fits 1/2" threaded holes. Universal swivel. Lamps run at 20% wattage dusk to dawn. Brightens to full wattage upon detection. 180 watt Incandescent maximum. See page 40 for Floodlight/Sensor Kits.

Finish: ● Bronze
○ White



Mini Sensor

Controls 500 watts Incandescent or 250 watts Fluorescent outdoor lighting. Full 180° coverage with universal swivel. Color matched vandal resistant lens. LED "On Guard" indicator.

Finish: ● Bronze
○ White



Good Night Light Smart Box

Lamps run at 20% wattage dusk to dawn. Brightens to full power when sensor activates. Full 180° coverage with tilt-down adjustment. Integral over-size wallplate included. 180 watt Incandescent maximum. Fits single gang cast boxes like RAB's B3 series.

Finish: ○ White - Paintable to match wall finish.




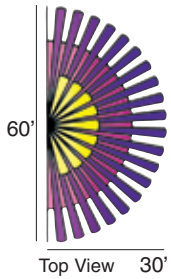
Smart Box

Unobtrusive box mounted sensor controls 500 watts Incandescent or 250 watts Fluorescent outdoor lighting. Full 180° coverage with Tilt-down adjustment. Integral over-size wallplate included. Fits single gang cast boxes like RAB's B3 series.

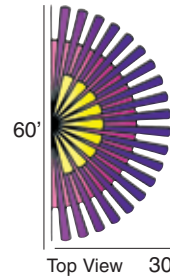
Finish: ○ White - Paintable to match wall finish.



Detection Patterns



SNL 1A
Good Night Light Kits pre-assembled & pre-wired with QB Floods
See Page 42



Catalog Numbers

Bronze **White**

Bronze **White**
SMS500 SMS500W

White

White
SB500W

SMS180HL SMS180HLW

SB180HLW

Dimensions

